

**EASY REPLACEMENT**  
No Tools Means No Tools!



## E3-M® FILTRATION SYSTEM

The **ENPRESS E3-M® Filtration System** includes an exclusive integrated bypass and meter that utilizes industry standard threaded fitting kit connections to simplify installation and streamline field-installation inventory requirements.

This system comes standard with a 1" MNPT elbow or straight connectors to the bypass and requires no gluing. A metered Umbrella Cap® is now included with every system, along with a 3/8" fitting and shut-off integrated into the inlet side to allow rapid tubing connection for draining of the system of sediment and water during filter changeout.

The ENPRESS Cartridge Tank is a superior alternative to small and inefficient traditional 2.5" or 4.5" housings, or expensive stainless steel cartridge housings, and is an NSF 61 and 44 listed device. Six filtration series options are currently available: **green, orange, yellow, blue, white** and **silver** and **PIONEER®**. Each "series" offers unique filtration capacities and flow rates from residential requirements up to 60 gpm. Each filter comes with a unique handle designed top cap for lightweight and easy removal, a bag for proper disposal, and a double O-ring seal.

The ENPRESS Cartridge Tank is specifically designed for residential, light commercial, and commercial point-of-entry (POE) installations and applications. The patented and patent pending ENPRESS Cartridge Tank filtration systems and filters feature an easy to access top and bottom opening for use with multiple filtration connections and solutions, in a lightweight and cost-effective package. With multiple configuration options, this is the filtration solution of the future...100% non-metallic!

### FEATURES

100% non-metallic

Patented no-tools necessary snap-ring design

Multiple filtration solutions **BL** **GR** **OR** **WH** **YE** **SV** **PN**

Full 1" MNPT plumbing connection with bypass and 3/8" PEX Shut-off Drain

Large capacity filter configurations

### BENEFITS

Lightweight and cost effective housing with high chemical compatibility

Simple and easy change-out of cartridges. No tools means **no tools!**

Match the filtration solution with flow rate requirements

Extended service life, contaminant removal, and dirt holding capacity

Low pressure drop = high flow

### APPLICATIONS

Ideal for residential, food service, rental fleets, commercial and industrial applications

Make-up water, RO pre-filtration, cooling towers, chill water loops, metal finishing

Process water (turbidity, particulate, colloidal suspensions)

Reduction of unwanted bad taste and odor from potable drinking water

City water applications where water softeners are a hard sell as a replacement option of pitcher, faucet, bottled water and/or refrigerator filters

Reduction in frequency of replacing common 2½" or 4½" housings (bigger is better)

Other water-based fluid solutions

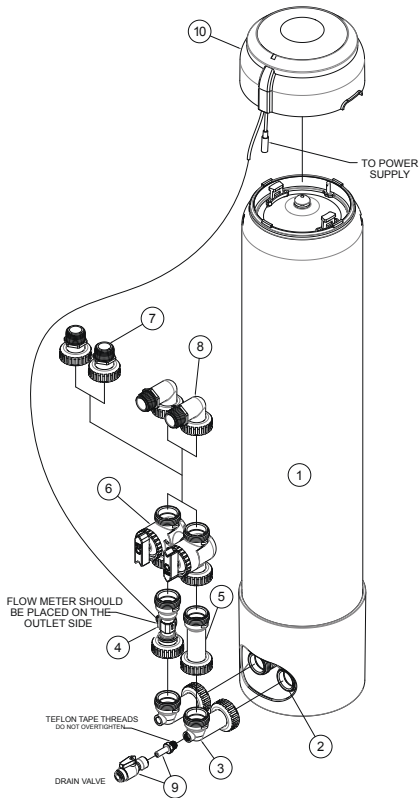
## AVAILABLE IN FIVE STANDARD COLORS

Custom colors available upon request



NATURAL BLUE ALMOND GREY BLACK

# TECHNICAL SCHEMATICS



## PART IDENTIFICATION

1. ONE-E3-M Filtration System / Housing
2. In/Out Head for 1.050" Riser Pipe
3. 90 Degree Vertical Elbow With/without Machined Drain Port
4. Flow Meter Assembly With Cord
5. Meter Spacer Assembly
6. Bypass Manifold
7. 1" MNPT Straight Connector
8. 1" MNPT 90 Degree Elbow Connector
9. 3/8" PEX Drain Valve Kit Assembly With Shut-off
10. PCB Umbrella With Electronics Non-WIFI, Version 1

# E3-M FILTRATION SYSTEM

INTEGRATED BYPASS, METER & DRAIN CONNECTION SYSTEM



The E3-M connection system is a metered option and is available to use with all POE (point-of-entry) filters in the blue, green, yellow, orange, silver, white and PIONEER® filtration series.

# EASY REPLACEMENTS

NO TOOLS REQUIRED

1. PRESS THE RED PRESSURE RELIEF VALVE TO UNSEAT THE RING



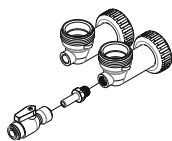
2. REMOVE SNAP RING



3. LIFT TOP CAP

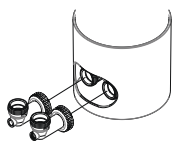


# SIMPLE ASSEMBLY INSTRUCTIONS



## STEP 1A

Wrap #9 with three clockwise wraps of Teflon® tape. Install/thread #9 into #3.



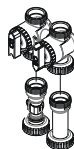
## STEP 1B

Connect #3 to #2 on the bottom of #1. #9 should be on the right side at the bottom of the tank.



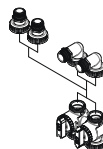
## STEP 1C

Connect #4 to #3; #4 should be placed on the left side at the bottom of the tank. Connect #5 to #3.



## STEP 1D

Connect #6 to #4 and #5.



## STEP 1E

Use either part #7 or #8 for connecting your plumbing to the system.

## STEP 1F

Connect 3/8" PEX plumbing to #9 (**NOT PROVIDED**).

## STEP 1G

Install 3-AAA batteries in #10; connect to power supply.

**NOTE: ALL PARTS ARE HAND TIGHTEN ONLY.**



ENPRESS®, ONE®, CARTRIDGE TANK®, E3-M®, PIONEER® AND UMBRELLA CAP® are trademarks of ENPRESS, LLC. US and International patents, and patent pending.



The ENPRESS CTA0838BBxxP5-06Lyyy, CTA0840BBxxP5-06Lyyy and CTA0842BBxxP5-06Lyyy are certified by IAPMO R&T to NSF/ANSI 53 and NSF P473 for Material Safety, Structural Integrity, and for the reduction of claims specified on the Performance Data Sheet.

For more information, visit [enpress.com](http://enpress.com) or [onefiltration.com](http://onefiltration.com)

ENPRESS, LLC. // 34899 Curtis Blvd., Eastlake Ohio 44095 // Phone: 866.859.9274 // Fax: 440.510.0202 // [info@enpress.com](mailto:info@enpress.com)